

True Continuous Monitoring™

POST DECISION
INNOVATIONS TO PROTECT
YOUR ASSETS



©2021 Authenticating.com

Key Industries Where Post-Decision Monitoring is Needed



Healthcare

Hospitals
Medical offices
MCOs



Home Services

Utilities
Construction and repair
Cleaning services



Transportation

Freight and trucking
Ride hailing and taxis
Pilots



Senior Care

Home health
Nursing homes
Assisted living



Volunteers

Churches
Scouting groups
School volunteers



Gig Economy

Staffing



Child Care

Schools
Daycare



Finance

Banks
Accounting organizations



Retail

Cashiers
Delivery persons



Post-Decision Monitoring



Questions to ask
when choosing
a continuous
monitoring solution



How timely is the data set?



What is the geographic coverage of the data set?



Can alerts be customized to meet certain criteria?



Does the solution include personally identifiable information (PII) like driver's license numbers or SSNs that improve matching accuracy?



Post-Decision Monitoring Competitive Landscape

There are several products being promoted as “continuous monitoring” within the background screening industry today.



Constant Rescreening

Names of subjects are regularly “searched” against standard background check sources like nat-crim files and SSN Trace files



Nat-Crim Monitoring

Subject list is monitored or “watched” against a traditional nat-crim file for relevant records.




True Continuous Monitoring™

Direct interfaces with jails and prisons provide initial alert at earliest indicator of possible criminal activity.



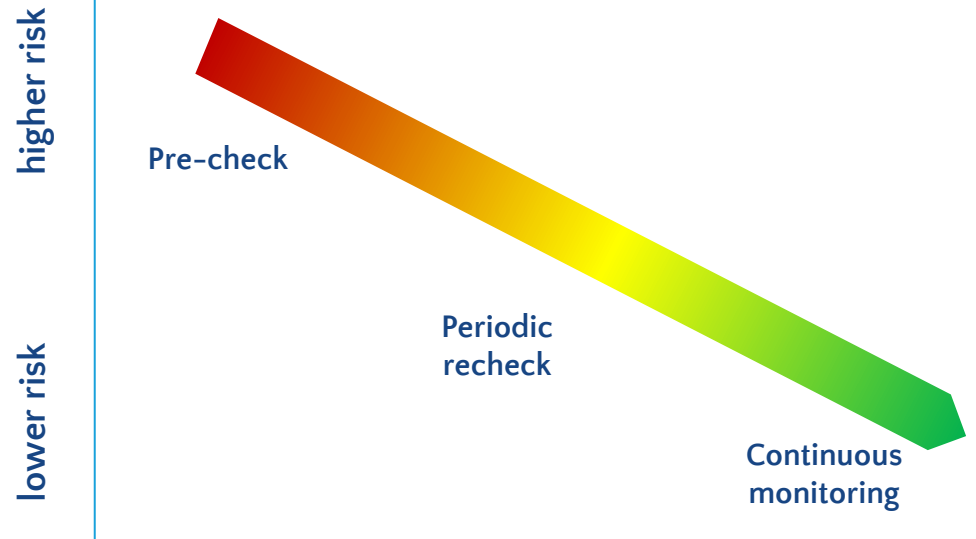
Post-Decision Monitoring Lowers Risk



Compared with periodic rechecks, **True Continuous Monitoring is the most effective solution to mitigate insider risk; post-hire.**

Incarceration monitoring allows companies to proactively and efficiently mitigate risk that stems from illegal activity.

Post-Decision Risk



How to Operate...

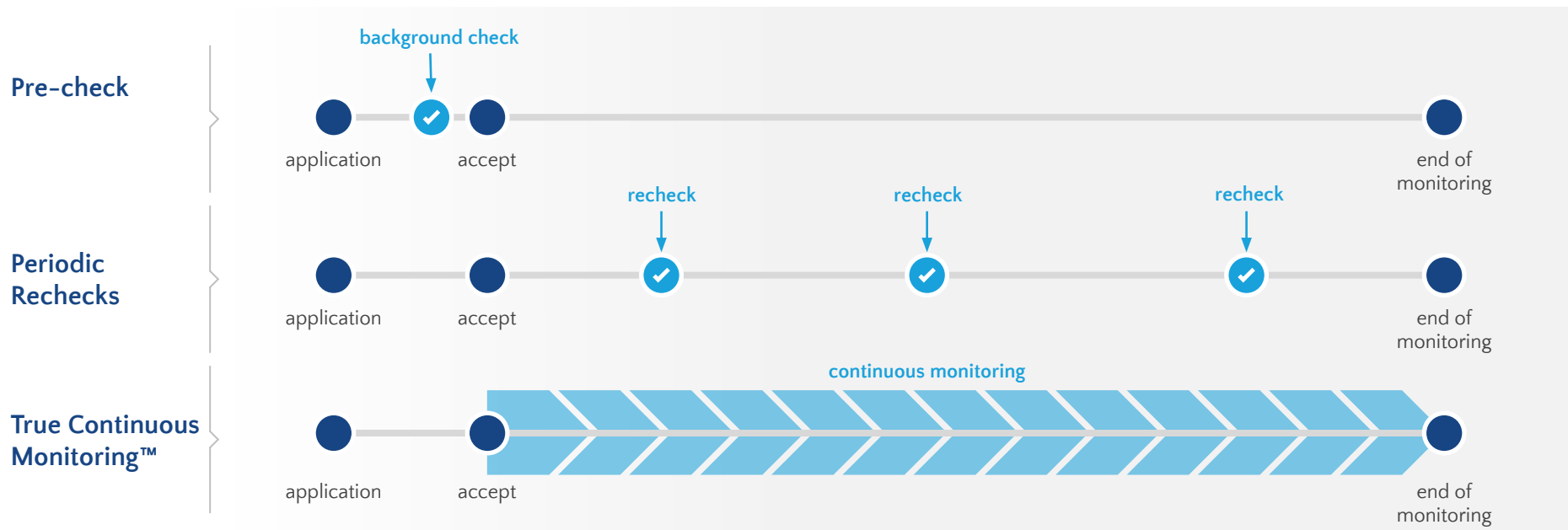
...the True Continuous Monitoring™ Program



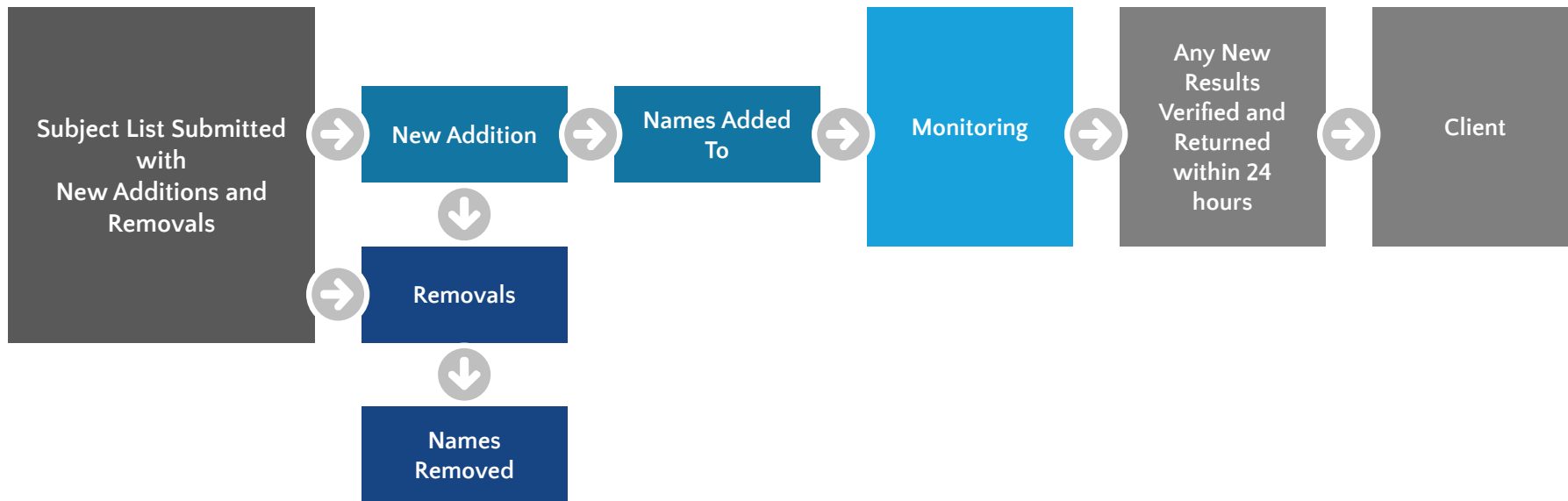
©2021 Authenticating.com

What is True Continuous Monitoring™?

True Continuous Monitoring™ alerts you to criminal activity **in real time, for as long as you wish.**

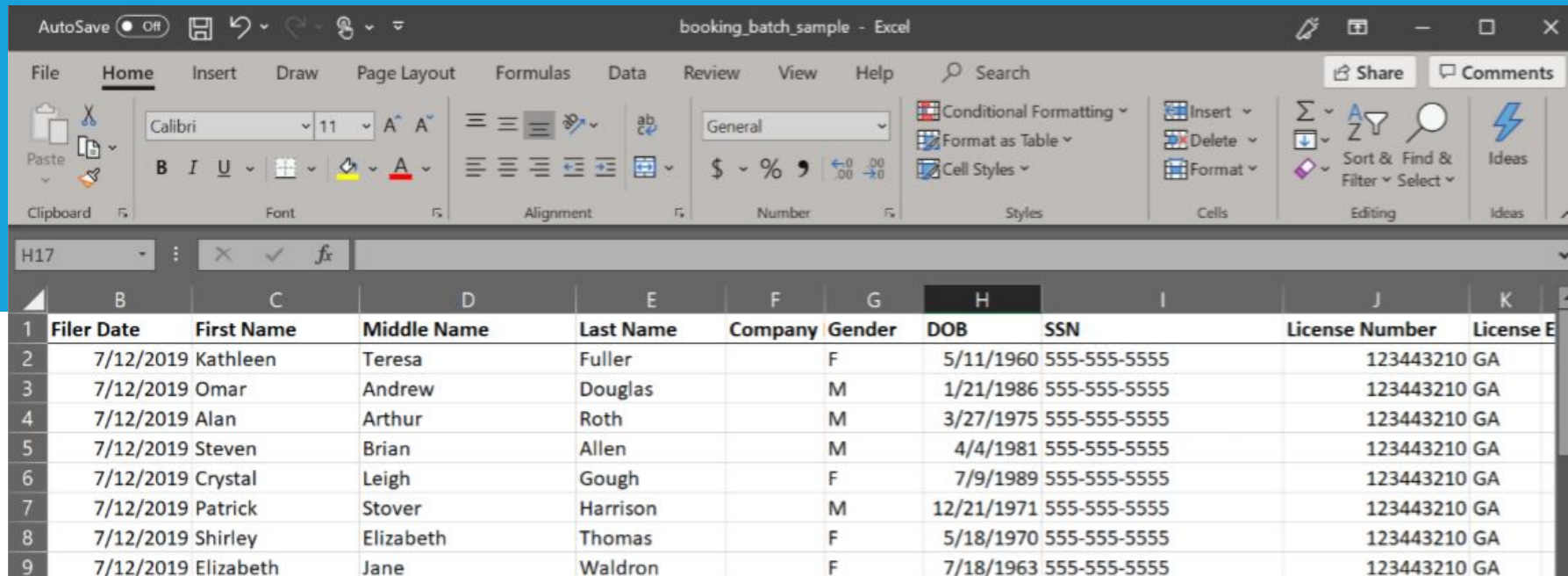


True Continuous Monitoring™ Workflow



Population Management

Populations can be uploaded via a simple Excel file.



The screenshot shows an Excel spreadsheet with the following data:

	B	C	D	E	F	G	H	I	J	K
1	Filer Date	First Name	Middle Name	Last Name	Company	Gender	DOB	SSN	License Number	License E
2	7/12/2019	Kathleen	Teresa	Fuller		F	5/11/1960	555-555-5555	123443210	GA
3	7/12/2019	Omar	Andrew	Douglas		M	1/21/1986	555-555-5555	123443210	GA
4	7/12/2019	Alan	Arthur	Roth		M	3/27/1975	555-555-5555	123443210	GA
5	7/12/2019	Steven	Brian	Allen		M	4/4/1981	555-555-5555	123443210	GA
6	7/12/2019	Crystal	Leigh	Gough		F	7/9/1989	555-555-5555	123443210	GA
7	7/12/2019	Patrick	Stover	Harrison		M	12/21/1971	555-555-5555	123443210	GA
8	7/12/2019	Shirley	Elizabeth	Thomas		F	5/18/1970	555-555-5555	123443210	GA
9	7/12/2019	Elizabeth	Jane	Waldron		F	7/18/1963	555-555-5555	123443210	GA



True Continuous Monitoring™

